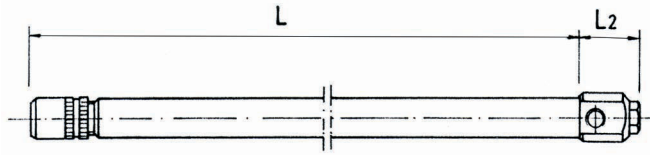
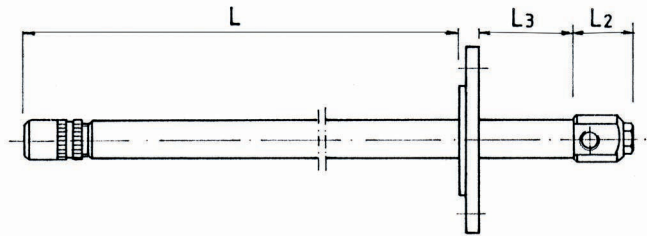


Illu. 1



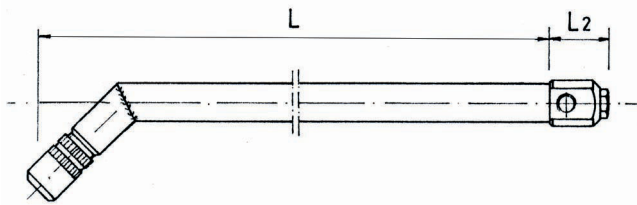
Standard nozzle lance, length variable

Illu. 2



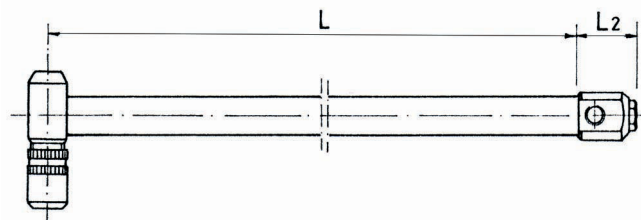
Standard nozzle lance with flange

Illu. 3



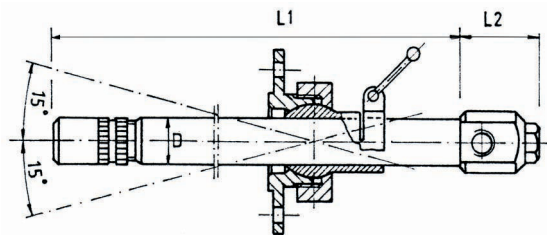
Cranked nozzle lance, angle variable from 0° to 90°

Illu. 4



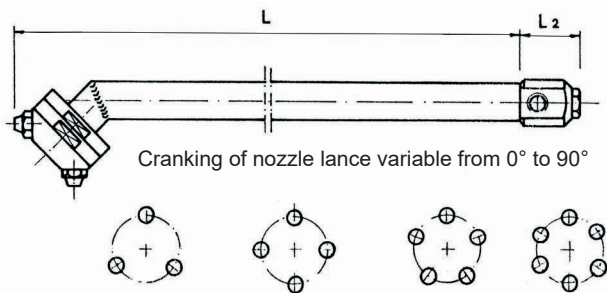
90°- angled nozzle lance

Illu. 5



Nozzle lance with ball joint, pivoted by 15° and 30° all around

Illu. 6

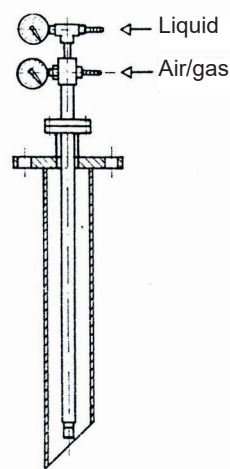


Cranking of nozzle lance variable from 0° to 90°

3 to 6 nozzles in one head

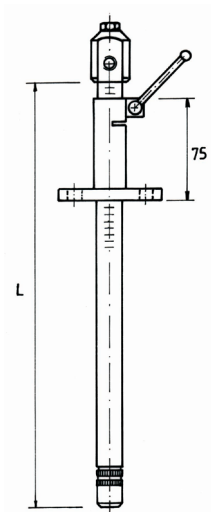
Nozzle lances with binary nozzle head, many small nozzles produce smaller droplets than a large binary nozzle
Type ZL 30-B5

Illu. 7



Protective tubes available on request!

Illu. 8



Nozzle lance can feature markings for determination of depth and position!