

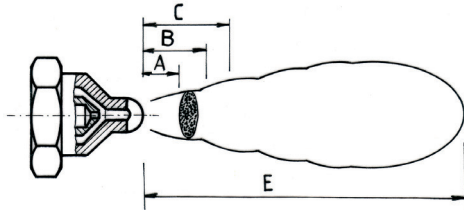
Flat fan air nozzle with internal-mixing suction-gravity system

Characteristics

The nozzle combination's slotted outlet opening results in a flat fan spray pattern.

Its form remains fixed until C. Turbulences follow.

A, B and C represent the spray widths for designated distances. Distance E constitutes the fluid mist's complete length until the spray pattern dissolves.

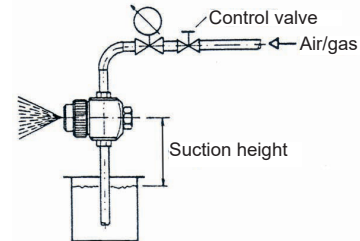


Connection 1/8"

Connection 1/4"

For functions see page 10.1 - 10.2

For dimensions and adjustment see page 10.3 - 10.4



Liquid is sucked in by air/gas flow or led in by gravity.

Output water (l/h) - Air required (NI/min.)

Nozzle pairs	Air		Water							Spray pattern dimensions					
	Pressure (p)	Flow (NI/min.)	Intake height			Suction height				Air pressure (bar)	A 15 cm	B 23 cm	C 38 cm	E max (m)	
			45 cm	30 cm	15 cm	10 cm	20 cm	30 cm	60 cm						90 cm
Z-SF 1	0.7	28.0	1.3	1.2	1.1	1.0	0.9	0.8	0.6	0.5	0.7	20.3	26.7	38.1	2.1
	1.4	40.5	1.2	1.1	1.1	1.0	0.9	0.9	0.7	0.6	1.4	21.6	29.2	38.1	2.1
	2.1	51.8	0.7	0.6	0.6	0.4	0.3				2.1	22.9	30.5	38.1	1.8
	1.4	52.7	3.8	3.6	3.4	2.9	2.7	2.5	2.3	2.1	1.4	22.9	31.8	38.1	2.7
Z-SF 2	2.1	68.5	3.3	3.2	3.1	2.8	2.7	2.5	2.4	2.2	2.1	24.1	34.3	41.9	2.7
	2.8	83.8	2.9	2.8	2.6	2.5	2.3	2.2	2.0	1.8	2.8	26.7	36.8	45.7	3.0
	4.1	114.7	1.7	1.6	1.4	1.2	1.1	1.0			4.1	27.9	39.4	48.3	2.7
Z-SF 3	1.4	64.0	5.1	4.8	4.5	3.8	3.6	3.5	3.0	2.3	1.4	19.1	22.9	26.7	3.4
	2.1	81.6	4.8	4.6	4.3	3.5	3.3	3.1	2.8	2.2	2.1	20.3	25.4	27.9	3.4
	2.8	99.7	3.7	3.5	3.3	2.5	2.2	2.0	1.7		2.8	21.6	26.7	30.5	3.0
	3.4	117.0	2.2	2.0	1.7										
Z-SF 4	1.4	59.5	7.6	7.2	6.5	5.6	5.3	5.0	4.4	3.5	1.4	16.5	21.6	26.7	3.4
	2.1	76.5	7.6	7.3	6.9	6.0	5.8	5.5	5.1	4.2	2.1	17.8	22.9	29.2	3.4
	2.8	92.9	6.9	6.6	6.2	5.4	5.1	4.6	3.9		2.8	20.3	26.7	33.0	3.4
	3.4	109.6	4.2	3.7	3.2	2.6									

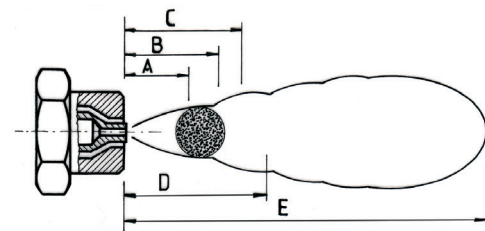
Binary Nozzle Z-SRA

Round spray air nozzle with external-mixing suction-gravity system

Characteristics

Air/gas and liquid are guided separately into the nozzle and mix externally. The resulting air/gas negative pressure causes the liquid to be sucked in and atomized. The result is a round spray pattern.

Its form remains fixed until C. Turbulences follow. A, B and C represent the spray widths for designated distances. Dimension E constitutes the fluid mist's complete length until the spray pattern dissolves.

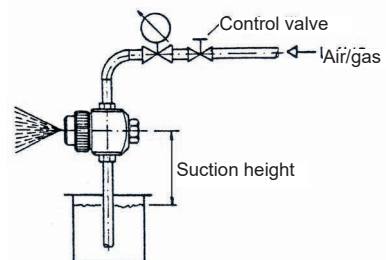


Connection 1/8"

Connection 1/4"

For functions see page 10.1 - 10.2

For dimensions and adjustment see page 10.3 - 10.4



Liquid is sucked in by air/gas flow or led in by gravity.