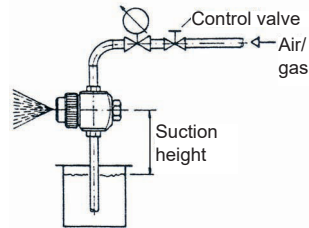
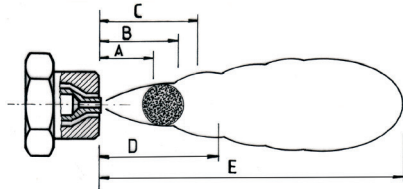


Round spray air nozzles with external-mixing suction-gravity system

Characteristics

Air/gas and liquid are guided separately into the nozzle and mix externally. The resulting air/gas negative pressure causes the liquid to be sucked in and atomized. The result is a round spray pattern. Its form remains fixed until C. Turbulences follow. A, B and C represent the spray widths for designated distances. Dimension E constitutes the fluid mist's complete length until the spray pattern dissolves.

Connection 3/8" or 1/2"
 For functions see page 10.1 - 10.2
 For dimensions and adjustment see page 10.3 - 10.4



Liquid is sucked in by air/gas flow or led in by gravity.

Output water (l/h) - Air required (NI/min.)

Nozzle type	Atomizing air		Output l/h							Spray distribution				
	Air press. (bar)	Output l/min.	Intake height			Suction height				Air press. (bar)	A 23 cm	B 46 cm	C 69 cm	E max. m
			45 cm	30 cm	15 cm	10 cm	20 cm	30 cm	60 cm					
Z-SRA 21	0.7	359.7				40.5				0.7				5.5
	1.4	523.9				86.3	52.6			1.4				6.1
	2.1	679.7				122.6	93.9	52.2		2.1				6.7
	2.8	826.9		255.9	222.6	146.9	118.1	85.9		2.8	7.6	15.2	21.6	7.3
	3.4	985.5	302.1	266.9	237.7	162.8	133.2	104.5		3.4				7.9
	4.1	1,135.6	310.0	272.9	240.4	171.9	145.0	115.5	36.0	4.1				8.8
	4.8	1,305.6	314.9	282.0	249.8	181.7	156.7	128.3	52.2	4.8				9.8
	5.5	1,444.3	320.2	288.4	255.9	188.5	163.5	136.3	62.5	5.5				10.7

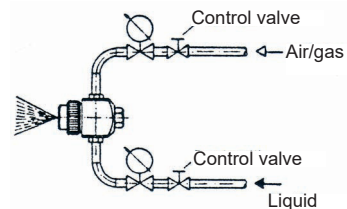
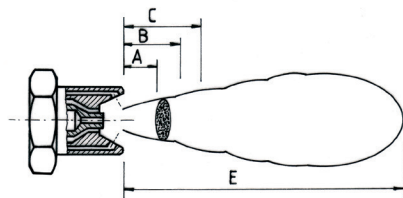
Binary Nozzle Z-FA 21

Flat fan air nozzle with external-mixing pressure system

Characteristics

Air/gas and liquid are led separately into the nozzle and mix externally. Additional lateral air/gas drillings create a flat fan spray pattern. A, B and C represent the spray widths for designated distances. Distance E constitutes the fluid mist's complete length until the spray pattern dissolves. The nozzle is especially suitable for liquids with high viscosity and aggressive suspensions.

Connection 3/8" or 1/2"
 For functions see page 10.1 - 10.2
 For dimensions and adjustment see page 10.3 - 10.4



Liquid is led into the valve by means of pressure. If liquid and compressed air or gas are mixed inside of the nozzle, the result is finest atomization.

Output water (l/h) - Air required (NI/min.)

Nozzle pairs	Liquid pressure (bar)														Spray distribution						
	0.2		0.3		0.5		0.7		1.0		Air press. (bar)	Water press. (bar)	A 23 cm	B 46 cm	C 69 cm	E max. m					
	Air	Output Water	Air	Output Water	Air	Output Water	Air	Output Water	Air	Output Water											
Z-FA 21	2.1		877.9	2.8		1,076	3.1		1,175	3.8		1,359	5.5		1,841	2.4	0.2	21.6	36.8	52.1	5.8
	2.4		962.9	3.1		1,175	3.4		1,274	4.1		1,459	5.9		1,954	3.4	0.3	22.9	41.9	54.6	6.7
	2.8	522.4	1,076	3.4	681.4	1,274	3.8	794.9	1,359	4.8	953.9	1,643	6.2	1158.3	2,039	3.8	0.5	24.1	44.5	58.4	7.0
	3.1		1,175	3.8	1,459	4.1	1,558	4.5	1,558	5.5	1,841	6.9	2,209	6.2	2,209	6.2	1.0	25.4	48.3	66.0	8.8