

Air and steam capacity

Characteristics

Type **DF** features a linear flat fan.
Type **DZ** features a deflected flat fan.

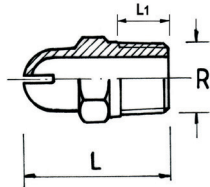
Application

Drying with compressed air,
Cleaning with compressed air resp. steam,
Moistening with steam

Material

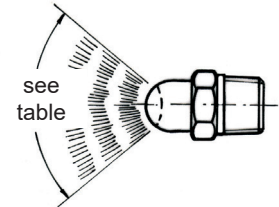
Brass
Stainless steel
PVC
Other materials on request

Illu. 1



Type DF

Thread	L	L1	SW
1/8"	21	7	10
1/4"	25	10	14



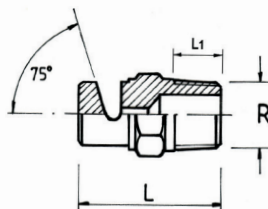
Spray angle



Type DF

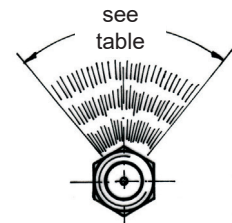
Thread R		Type	Slot width	p (bar)								Spray angle at pressure bar	
1/8"	1/4"			Compress. air capacity (l/min.)				Steam capacity (kg/h)				1	4
*	*	DF 1	0.2	21.0	38.0	65.0	101	0.70	1.40	2.20	3.60	65	85
*	*	DF 2	0.3	40.0	60.0	100	152	1.50	2.00	3.50	5.50	70	80
*	*	DF 3	0.6	77.0	110	190	305	2.80	4.10	6.70	11.5	80	80
*	*	DF 4	1.0	131	199	345	540	4.50	7.20	12.3	19.4	70	70
*	*	DF 5	1.6	210	335	570	881	7.50	12.0	20.3	32.1	60	70
*	*	DF 6	2.3	430	700	1150	1724	15.5	25.0	42.0	63.0	60	70

Illu. 2




Type DZ

Thread	L	L1	SW
1/4"	28	7	14
3/8"	34	10	17



Spray angle



Type DZ

Thread R		Type	Bore- Ø (mm)	p (bar)										Spray angle at pressure	
1/4"	3/8"			Compressed air capacity (l/min.)					Steam capacity (kg/h)					0.7	3.5
*		DZ 1	0.6	4.50	6.50	7.60	10.5	11.5	0.15	0.23	0.26	0.37	0.40	17	39
*		DZ 2	0.7	6.10	9.00	10.8	14.7	16.6	0.23	0.33	0.39	0.52	0.60	20	44
*		DZ 3	0.8	9.50	13.7	16.5	22.0	25.0	0.35	0.50	0.59	0.80	0.91	23	48
*		DZ 4	1.0	15.3	22.0	26.0	36.0	44.0	0.55	0.78	0.95	1.30	1.50	25	51
*		DZ 5	1.2	19.3	28.0	33.0	45.0	51.0	0.68	1.10	1.25	1.60	1.80	32	55
*		DZ 6	1.4	31.0	46.0	55.0	77.0	85.0	1.10	1.70	2.00	2.70	3.10	33	60
*		DZ 7	1.9	54.0	76.0	91.0	125	139	1.90	2.70	3.30	4.50	5.00	39	64
*		DZ 8	2.3	80.0	117	140	190	210	3.00	4.10	5.00	6.80	7.60	39	68
*	*	DZ 9	2.6	110	160	190	255	290	3.90	5.70	6.80	9.20	10.5	39	70
*	*	DZ 10	3.3	180	261	310	420	475	6.50	9.30	11.2	15.0	17.1	41	72
*	*	DZ 11	3.6	205	300	355	485	540	7.50	10.6	12.7	17.5	19.6	44	74
*	*	DZ 12	3.8	225	325	386	520	590	8.10	11.5	13.7	18.7	20.9	46	78
*	*	DZ 13	4.6	320	465	560	760	850	11.5	16.8	20.0	27.0	30.0	53	81
*	*	DZ 14	5.4	440	640	760	1,050	1,160	15.7	22.8	27.0	36.8	42.0	58	85