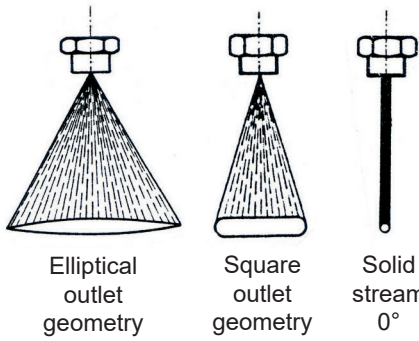


Nozzle Mouthpiece System C

MC

Flat fan nozzle mouthpiece CF

Material: brass, stainless steel, plastic, others on request



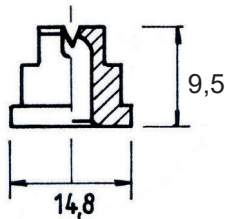
Spray angles available
0°-15°-25°-40°-60°-90°-120°
others on request

— ∩ — Spray angles above the dotted line differ (smaller).

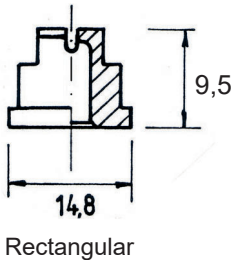
A = equivalent bore diameter

Code resp. size	A Ø (mm)	Flow rate \dot{V} (l/min.) at pressure p (bar)												
		0.35	0.5	0.7	1	1.5	2	3	4	5	7	10	15	20
CF 0.5	0.4	0.07	0.09	0.10	0.11	0.14	0.16	0.20	0.23	0.25	0.30	0.36	0.44	0.51
CF 0.7	0.5	0.09	0.13	0.15	0.15	0.19	0.22	0.26	0.31	0.34	0.40	0.48	0.58	0.69
CF 1	0.6	0.13	0.16	0.19	0.23	0.28	0.32	0.39	0.46	0.51	0.60	0.72	0.88	1.02
CF 1.5	0.8	0.20	0.24	0.29	0.34	0.42	0.48	0.59	0.68	0.76	0.90	1.08	1.32	1.53
CF 2	0.9	0.27	0.32	0.38	0.46	0.56	0.64	0.79	0.91	1.02	1.21	1.44	1.77	2.04
CF 2.5	1.0	0.34	0.40	0.48	0.57	0.70	0.81	0.99	1.14	1.27	1.51	1.80	2.21	2.55
CF 3	1.1	0.40	0.48	0.57	0.68	0.84	0.97	1.18	1.37	1.53	1.81	2.16	2.65	3.06
CF 4	1.3	0.54	0.64	0.76	0.91	1.12	1.29	1.58	1.82	2.04	2.41	2.88	3.53	4.08
CF 5	1.5	0.67	0.81	0.95	1.14	1.40	1.61	1.97	2.28	2.55	3.02	3.60	4.41	5.10
CF 6	1.6	0.81	0.97	1.14	1.37	1.67	1.93	2.37	2.74	3.06	3.62	4.32	5.30	6.12
CF 8	1.8	1.08	1.29	1.53	1.82	2.23	2.58	3.16	3.65	4.08	4.82	5.77	7.06	8.15
CF 9	1.9	1.21	1.45	1.72	2.05	2.51	2.90	3.55	4.10	4.59	5.43	6.49	7.95	9.17
CF 10	2.0	1.35	1.61	1.91	2.28	2.79	3.22	3.95	4.56	5.10	6.03	7.21	8.83	10.2
CF 12.5	2.2	1.69	2.01	2.38	2.85	3.49	4.03	4.93	5.70	6.37	7.54	9.01	11.0	12.7
CF 15	2.4	2.02	2.42	2.86	3.42	4.19	4.84	5.92	6.84	7.65	9.05	10.8	13.2	15.3
CF 17.5	2.6	2.36	2.82	3.34	3.99	4.89	5.64	6.91	7.98	8.92	10.6	12.6	15.5	17.8
CF 20	2.8	2.70	3.22	3.81	4.56	5.58	6.45	7.90	9.12	10.2	12.1	14.4	17.7	20.4
CF 25	3.2	3.37	4.03	4.77	5.70	6.98	8.06	9.87	11.4	12.7	15.1	18.0	22.1	25.5
CF 30	3.6	4.05	4.84	5.72	6.84	8.37	9.67	11.8	13.7	15.3	18.1	21.6	26.5	30.6
CF 35	3.8	4.72	5.64	6.67	7.98	9.77	11.3	13.8	16.0	17.8	21.1	25.2	30.9	35.7
CF 40	4.0	5.39	6.45	7.63	9.12	11.2	12.9	15.8	18.2	20.4	24.1	28.8	35.3	40.8
CF 45	4.2	6.00	7.20	8.00	9.50	11.5	14.0	17.5	20.5	22.5	27.5	32.5	30.0	35.0
CF 50	4.4	6.74	8.06	9.54	11.4	14.0	16.1	19.7	22.8	25.5	30.2	36.0	44.1	51.0
CF 60	4.8	8.09	9.67	11.4	13.7	16.8	19.3	23.7	27.4	30.6	36.2	43.3	53.0	61.2
CF 70	5.2	9.44	11.3	13.4	16.0	19.5	22.6	27.6	31.9	35.7	42.2	50.5	61.8	71.4
CF 80	5.6	10.8	12.9	15.3	18.2	22.3	25.8	31.6	36.5	40.8	48.3	57.7	70.6	81.6

Illu. 1



Illu. 2



Order example: (code - spray angle - material) CF 5 - 50° - V2A

For adapters and accessories see page 7.1.

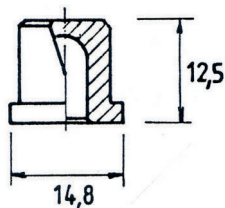
Asymmetrical nozzle mouthpiece CA

Material: brass, stainless steel, plastic, others on request

Illu. 3



Asymmetrical spray pattern



Asymmetrical

A = equivalent bore diameter

Code resp. size	A Ø (mm)	Flow rate \dot{V} (l/min.) at pressure p (bar)												
		0.35	0.5	0.7	1	1.5	2	3	4	5	7	10	15	20
CA 5	1.5	0.67	0.81	0.95	1.14	1.40	1.61	1.97	2.28	2.55	3.02	3.60	4.41	5.10
CA 6	1.6	0.81	0.97	1.14	1.37	1.67	1.93	2.37	2.74	3.06	3.62	4.32	5.30	6.12
CA 8	1.8	1.08	1.29	1.53	1.82	2.23	2.58	3.16	3.65	4.08	4.82	5.77	7.06	8.15
CA 9	1.9	1.21	1.45	1.72	2.05	2.51	2.90	3.55	4.10	4.59	5.43	6.49	7.95	9.17
CA 10	2.0	1.35	1.61	1.91	2.28	2.79	3.22	3.95	4.56	5.10	6.03	7.21	8.83	10.2
CA 12.5	2.2	1.69	2.01	2.38	2.85	3.49	4.03	4.93	5.70	6.37	7.54	9.01	11.0	12.7
CA 15	2.4	2.02	2.42	2.86	3.42	4.19	4.84	5.92	6.84	7.65	9.05	10.8	13.2	15.3
CA 17.5	2.6	2.36	2.82	3.34	3.99	4.89	5.64	6.91	7.98	8.92	10.6	12.6	15.5	17.8
CA 20	2.8	2.70	3.22	3.81	4.56	5.58	6.45	7.90	9.12	10.2	12.1	14.4	17.7	20.4
CA 25	3.2	3.37	4.03	4.77	5.70	6.98	8.06	9.87	11.4	12.7	15.1	18.0	22.1	25.5
CA 30	3.6	4.05	4.84	5.72	6.84	8.37	9.67	11.8	13.7	15.3	18.1	21.6	26.5	30.6
CA 35	3.8	4.72	5.64	6.67	7.98	9.77	11.3	13.8	16.0	17.8	21.1	25.2	30.9	35.7
CA 40	4.0	5.39	6.45	7.63	9.12	11.2	12.9	15.8	18.2	20.4	24.1	28.8	35.3	40.8

Order example: (code - material) CA 25 - PP

For adapters and accessories see page 7.1.