

Mounting Clamp Type P

MC

Characteristics

MC produces the mounting clamp P as flexible modular system for various pipe-Ø and various nozzle installation systems.

Type P for all screw-in nozzles

Type PC for all nozzle mouthpieces with and without filter resp. check valve (see page 7.1 to 7.9)

Type PK for all ball nozzles K15 (see page 2.10 and 8.2)

Type PB for all bayonet nozzles B (see page 8.9 to 8.12)

Application

Mounting clamp for easy, fast and cost-efficient installation of various nozzles.

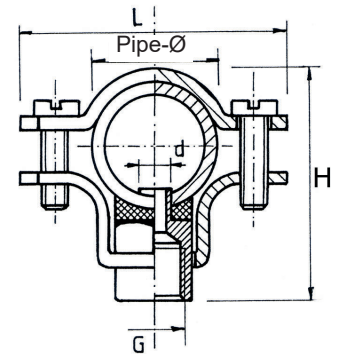
Material

Galvanized steel,
Brass,
Stainless steel

Order example: (pipe-Ø - adapter type - adapter thread - material - seal)
1" x P 1/4" VA - NBR resp. 3/4" x PK VA - Viton)

Type	Adapter P G	Fits pipe (in inch)	Fits pipe Ø (mm)	Bore-Ø in pipe d (mm)	Dimensions		Max. pressure in bar
					L	H	
1/2" x 1/8"	1/8"	1/2"	20 - 22	7	50	40	20
1/2" x 1/4"	1/4"						
3/4" x 1/8"	1/8"	3/4"	25 - 27	7	58	46	20
3/4" x 1/4"	1/4"						
1" x 1/8"	1/8"	1"	30 - 35	7	60	46	20
1" x 1/4"	1/4"						
1 1/4" x 1/8"	1/8"						
1 1/4" x 1/4"	1/4"	1 1/4"	40 - 45	17.5	72	61	10
1 1/4" x 3/8"	3/8"						
1 1/4" x 1/2"	1/2"						
1 1/2" x 1/8"	1/8"						
1 1/2" x 1/4"	1/4"	1 1/2"	45 - 51	17.5	86	67	10
1 1/2" x 3/8"	3/8"						
1 1/2" x 1/2"	1/2"						

Illu. 1



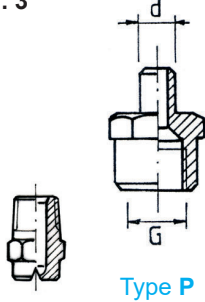
Illu. 2



Seal for leak-free installation made from NBR or Viton

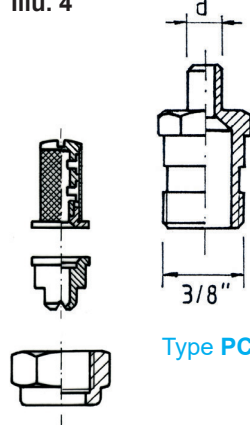
Adapter

Illu. 3



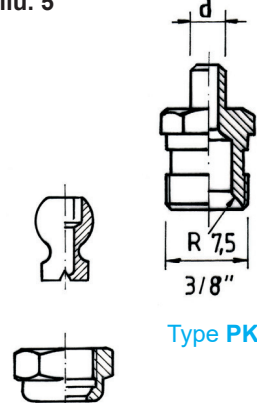
Standard
(screw-in nozzles)

Illu. 4



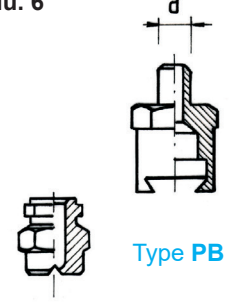
For nozzle
mouthpieces

Illu. 5



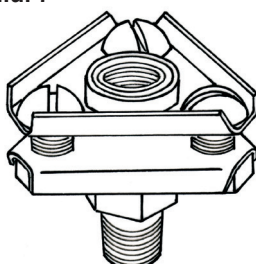
For ball nozzles

Illu. 6



For bayonet nozzles

Illu. 7



Ball joint KD

Installation and adjustment by clamping in between 2 triangle straps.
available on request